

**DAY PUBLIC SCHOOL**

**GOKULPUR, PAKUR, JH**

**HOLIDAY**

**Homework**

**SESSION : 2024 – 2025**

**CLASS : L K G**

\_\_\_\_\_

\_\_\_\_\_



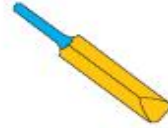

**SUBJECT : ENGLISH**

1. Circle the objects that starts with same letter.

**Aa**



**Bb**




**Cc**



**Dd**

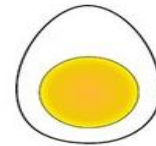


**Ee**



2. Match the beginning sound with the picture.

**A a**



**B b**



**C c**



**D d**



**E e**



3. Colour the picture that begins with letter "D".

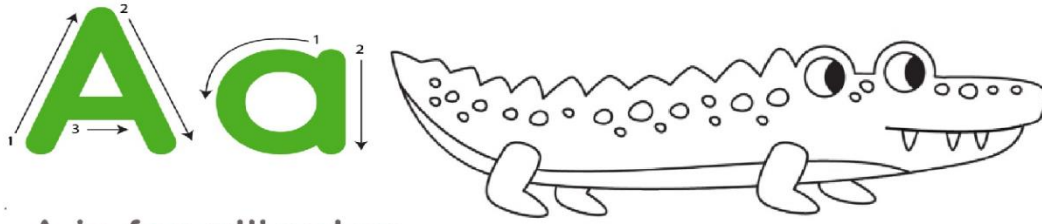


4. Circle the first letter of each picture.

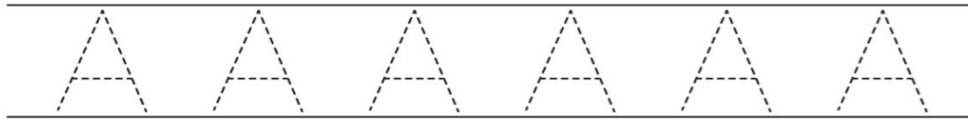
	c		s
	m		n
	a		t
	n		f
	a		c
	r		d
	e		a
	a		b
	b		x
	m		r
	b		w
	i		y



5. Join the dots to write "a" and colour the Alligator.



A is for alligator




6. Fill in the missing first letter.



\_\_pple



\_\_gg



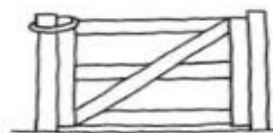
\_\_all



\_\_ish



\_\_at



\_\_ate



\_\_og





\_\_at

## विषय - हिंदी

1. सम्बंधित वर्ण पर गोल लगाए ।

ण	→	ब ण क फ म
ज	→	व ख द ज स
फ	→	ट ह फ म न
ड	→	र ड घ ढ ल
द	→	श ध ग द ढ

2. चित्र देख कर शब्द का पहला अक्षर लिखिए ।







	स		
			
			
			

3. वर्ण / स्वर से चित्र का मिलान करे -

अ	ईट
उ	आलू
ए	उल्लू
इ	अनार
आ	ऐनक

A blue arrow points from the Hindi letter 'अ' to the image of biscuits labeled 'ईट'.

4. रिक्त स्थानों को भरे तथा चित्र में रंग भरे।

 घ .....	 ग .....
 फ .....	 ज .....
 न .....	 छ .....

5. खली स्थान को भरे।


क		ग	
ड		छ	
झ		ट	
ड		ण	
थ		ध	

6. सही अक्षर पर गोल लगाओ -





	य	न	म	व	घ	त
	ल	क	र	इ	अ	ह
	न	र	क	घ	ह	फ
	घ	ह	श	ध	य	स
	स	क	अ	म	ट	र

## SUBJECT : MATHS

1. Trace the shape and word and colour the shapes.



2. Count the items and colour the correct number.


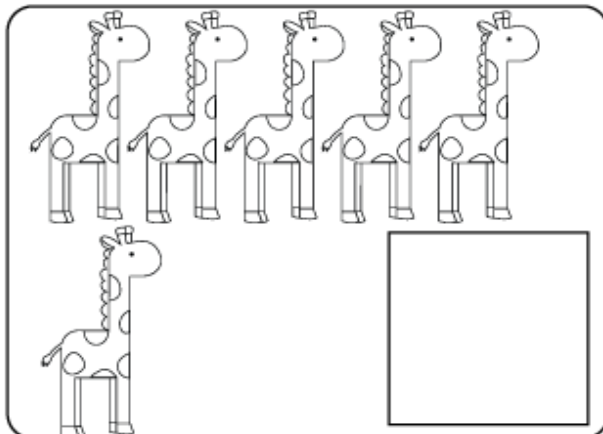


	2 1 3
	1 2 4
	1 3 2
	4 2 1



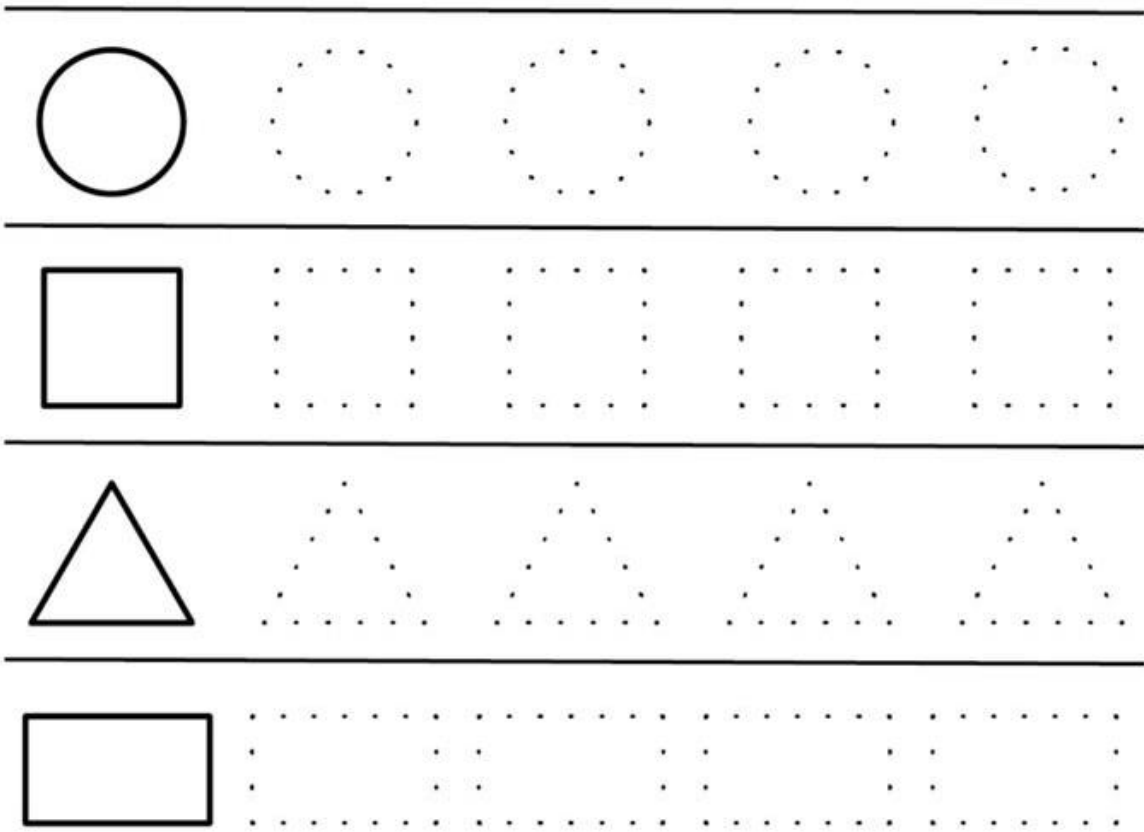
3. Find the missing numbers.




4. Count the number of animals and write the total number inside the box.



5. Trace the shapes.



6. Trace the shape and colour the picture.



## SUBJECT : E.V.S

1. Memorize the names of body parts.

